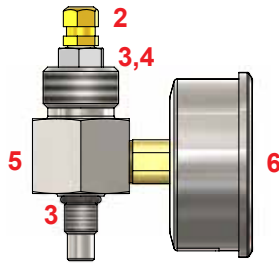
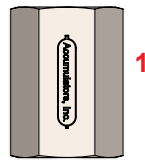


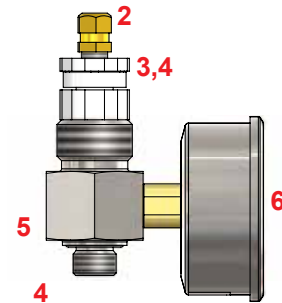
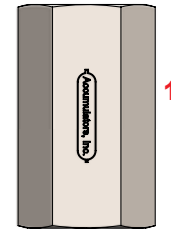
PERMANENT MOUNT PRESSURE MONITORS

BLADDER ACCUMULATORS - CHARGING & GAUGING

3000 AND 6000 PSI DELUXE PERMANENT MOUNT PRESSURE MONITORS



3000 PSI



6000 PSI

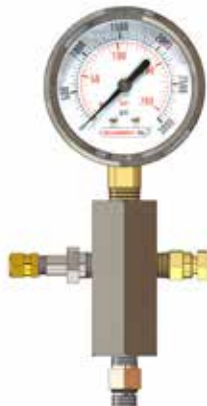
AI-PM3-3KT-L-SS COMPONENTS LIST 1 GAL – 40 GAL

PART	DESCRIPTION	PART NUMBER
1	Protective Cap	AI-306-4-SS
2	Valve Cap	AI-S-303
3	Gas Valve	AI-GT3-309-SS
4	O-Ring	AI-GT3-311
5	Pressure Monitor Block, Deluxe, 3000 PSI	AI-PM3-003-D-SS
6	Gauge, 3000 PSI, Liquid Filled	AI-CG3-001-1-L-SS

AI-PM6-6KT-L-SS COMPONENTS LIST 1 QT – 15 GAL

PART	DESCRIPTION	PART NUMBER
1	Protective Cap	AI-306-2-SS
2	Valve Cap	AI-S-303
3	High Pressure Gas Valve	AI-S6-309
4	O-Ring	AI-S6-310
5	Pressure Monitor Block, Deluxe, 6000 PSI	AI-PM6-003-D-SS
6	Gauge, 6000 PSI, Liquid Filled	AI-CG6-001-1-L-SS

3000 AND 6000 PSI BASIC PERMANENT MOUNT PRESSURE MONITORS



3000 PSI



6000 PSI

- These units are intended to be mounted permanently on the valve stem of the accumulator to monitor hydraulic system pressure. Nitrogen precharge may only be measured when hydraulic line pressure is zero PSI.
- We recommend the use of a liquid-filled gauge for high-cycle shock applications.
- Accumulator gas valve must be removed prior to installation. Ensure all accumulator pressure has been removed before beginning installation.
- Extended versions available for Top Repairable bladder accumulators and piston accumulators.
- Custom and digital assemblies are available.